

cove terra

COLORED BODY PORCELAIN TILE



Compliant with standards ANSI A137.1-2022

SIZE - THICKNESS

11 3/4" x 23 5/8" - 30 x 60 cm
23 5/8" x 47 1/4" - 60 x 120 cm
2 3/4" x 11 3/4" - 7 x 30 cm

± 9 mm

FINISH

MATTE



V2

SLIGHT VARIATION

Clearly distinguishable difference in texture and/or pattern within similar colors.

FIELD TILES - Available in all colors










Commercial size (in)	Nominal size (in)	Thickness (mm)	Finish	Rectified Edge
12" x 24"	11 3/4" x 23 5/8"	9 mm	Matte	-
24" x 48"	23 5/8" x 47 1/4"	9 mm	Matte	Yes
3" x 12"	2 3/4" x 11 3/4"	9 mm	Matte	-

MOSAICS AND COORDINATING TRIMS - Available in all colors

Commercial size (in)	Nominal size (in)	Thickness (mm)	Finish
Mosaic	11 3/4" x 11 3/4"	9 mm	Matte
Evo Mosaic	11 3/4" x 11 3/4"	9 mm	Matte
Bullnose 3" x 24"	2 7/8" x 23 5/8"	9 mm	Matte
Cove Base 6" x 12"	5 7/8" x 11 3/4"	8.5 mm (**)	Matte

Please refer to caliber chart for work sizes. Close joints are not recommended.

PERFORMANCE & FEATURES

				Porcelain Tile Specification				
				Calibrated		Rectified		
				Minimum	Maximum	Minimum	Maximum	
REGULARITY CHARACTERISTICS		Nominal Size	ASTM C499	-3.00%	3.00%	-3.00%	2.00%	Compliant
		Caliber Range (Variation from average facial dimension of sample)		-0.50% or -0.08 in (-2.0 mm) (*)	0.50% or 0.08 in (2.0 mm) (*)	-0.25% or -0.03 in (-0.8 mm) (*)	0.25% or 0.03 in (0.8 mm) (*)	Compliant
		Thickness ⁽¹⁾		N/A	Range: 0.40 in (1.02 mm)	N/A	Range: 0.40 in (1.02 mm)	Compliant
	Wedging	ASTM C502	-0.50% or -0.08 in (-2.0 mm) (*)	0.50% or 0.08 in (2.0 mm) (*)	-0.25% or -0.03 in (-0.8 mm) (*)	0.25% or 0.03 in (0.8 mm) (*)	Compliant	
		Warpage Edge	ASTM C485	-0.75% or -0.09 in (-2.3 mm) (*)	0.75% or 0.09 in (2.3 mm) (*)	-0.40% or -0.05 in (-1.3 mm)(2) or -1.8 mm(3) (*)	0.40% or 0.05 in (1.3 mm)(2) or 1.8 mm(3) (*)	Compliant
		Warpage Diagonal		-0.50% or -0.08 in (-2.0 mm) (*)	0.50% or 0.08 in (2.0 mm) (*)	-0.40% or -0.07 in (-1.8 mm) (*)	0.40% or 0.07 in (1.8 mm) (*)	Compliant
				All Porcelain Tiles				
STRUCTURAL CHARACTERISTICS		Water Absorption	ASTM C373	≤ 0.5%				≤ 0.5%
BULK MECHANICAL CHARACTERISTICS		Breaking Strength	ASTM C648	Average ≥ 250 lbf. (1.11 kN) Individual ≥ 225 lbf. (1.00 kN)				≥ 350 lbf. avg
PHYSICAL PROPERTIES		Bond Strength	ASTM C482	≥ 50 psi (0.34 Mpa)				≥ 100 psi
THERMAL AND IGROMETRIC CHARACTERISTICS		Resistance to Freeze/ Thaw Cycling	ASTM C1026	As Reported				Resistant
CHEMICAL CHARACTERISTICS		Chemical Resistance	ASTM C650	As Reported				Unaffected
		Stain Resistance	ASTM C1378	As Reported				Unaffected
SAFETY CHARACTERISTICS		Dynamic coefficient of friction ⁽⁴⁾	ANSI A326.3	Requires a minimum value of 0.42 for commercial areas that are likely to be wet				> 0.42 Wet

(*) Whichever is less

(1) May not apply to textured surfaces or tiles with uneven back patterns.

(2) Whichever is less, for tiles up to 24"x24" (610 mm x 610 mm).

(3) Applies to tiles larger than 24"x24" (610 mm x 610 mm).

(4) For updated manufacturer classification, according to ANSI A326.3 Section 4 - "Product Use Categories", please refer to our website.

The Health Product Declaration® logo is a registered trademark of HPD Collaborative.

